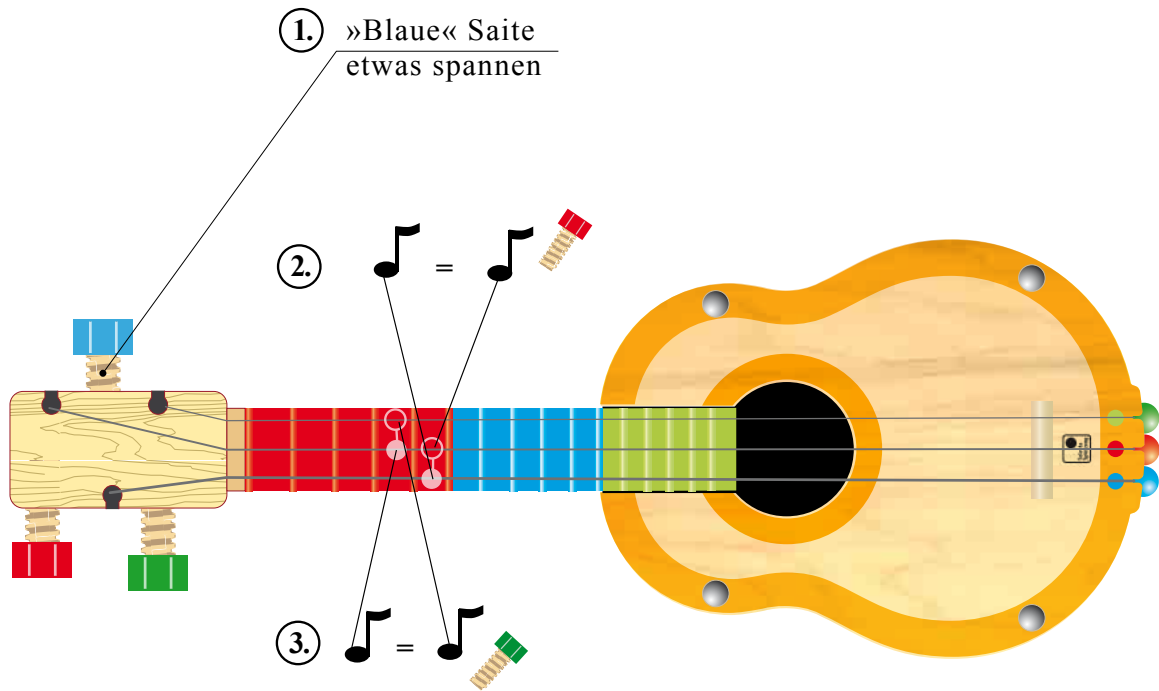
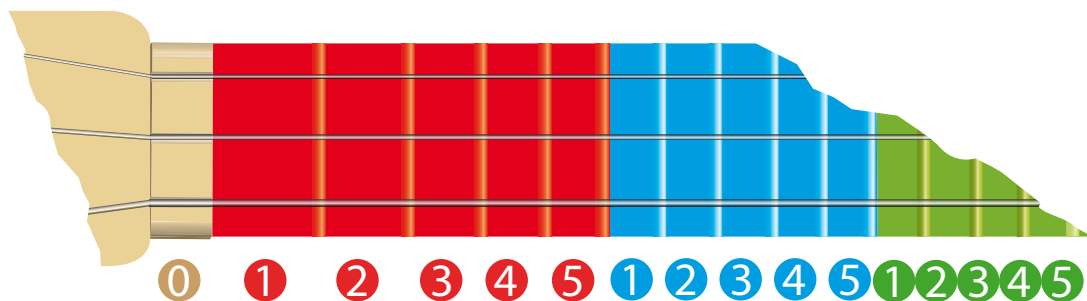


Stimmen: ...



Einzelton-Darstellung



0
Saiten nicht drücken,
nur zupfen

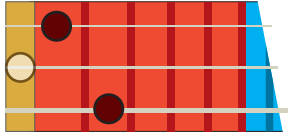
1
Saiten am 1. Bund
drücken und zupfen

2
Saiten am 2. Bund
drücken und zupfen

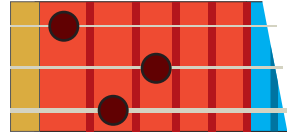
usw.

Akkord-Darstellung

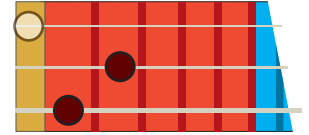
C



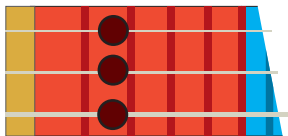
C7



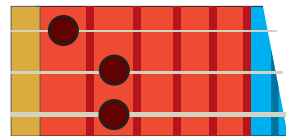
H7



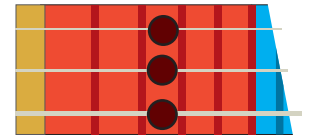
A




A_m



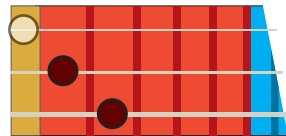
B




G



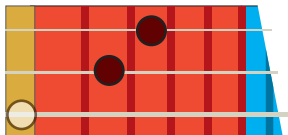
E




E_m



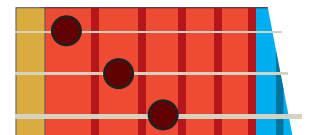
D



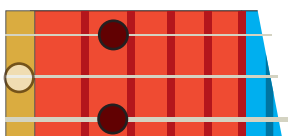
D7



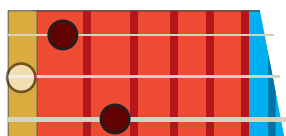
F



A7



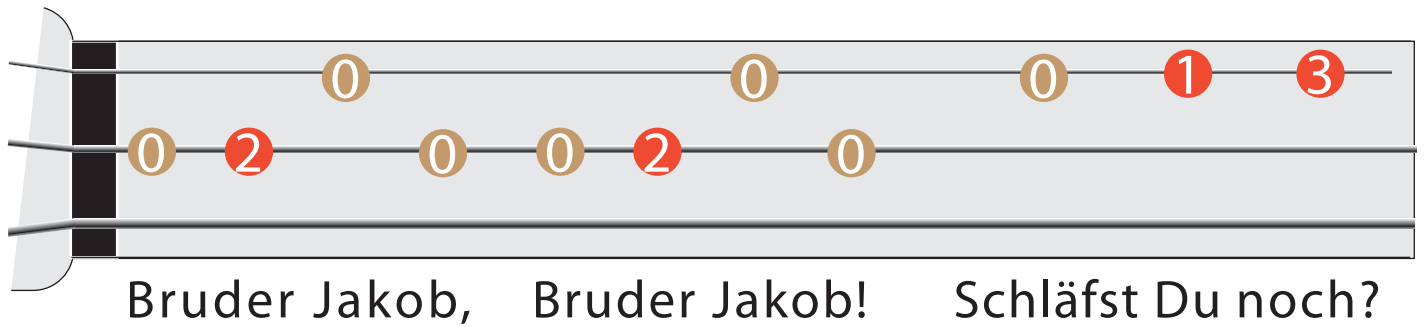
A_m7 wie **C**



E7

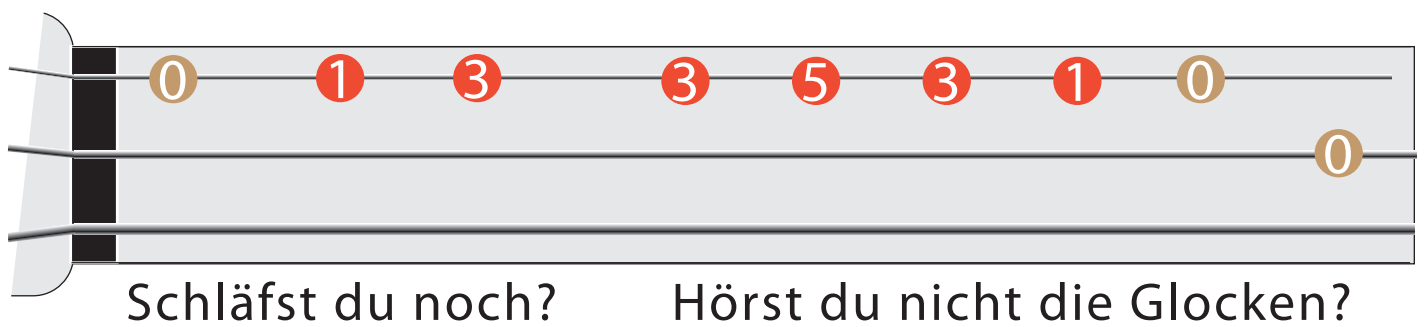


Melodie Bruder Jakob



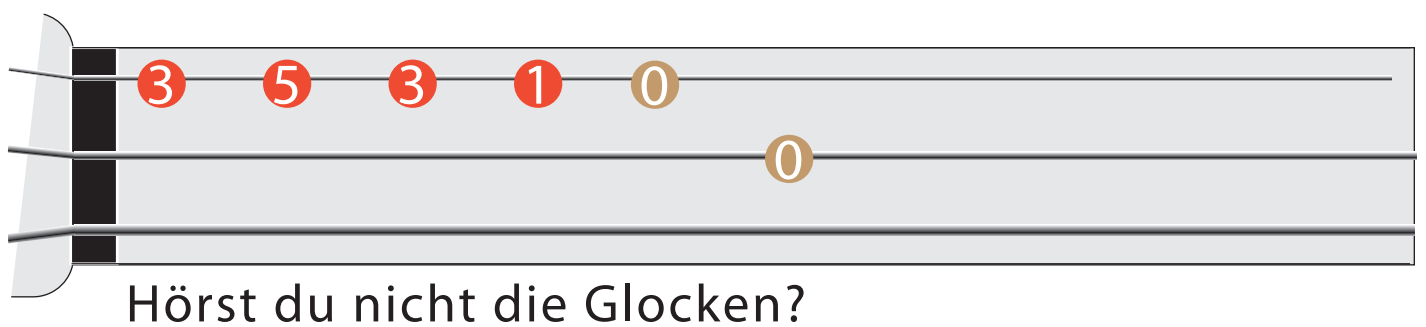
Bruder Jakob, Bruder Jakob! Schläfst Du noch?

Detailed description: A musical staff with two lines. The notes are represented by circles with numbers inside. The first line has notes 0, 0, 0, 1, 3. The second line has notes 0, 2, 0, 0, 2, 0. The notes 1, 2, 2, 1, 3 are red, while the others are brown.



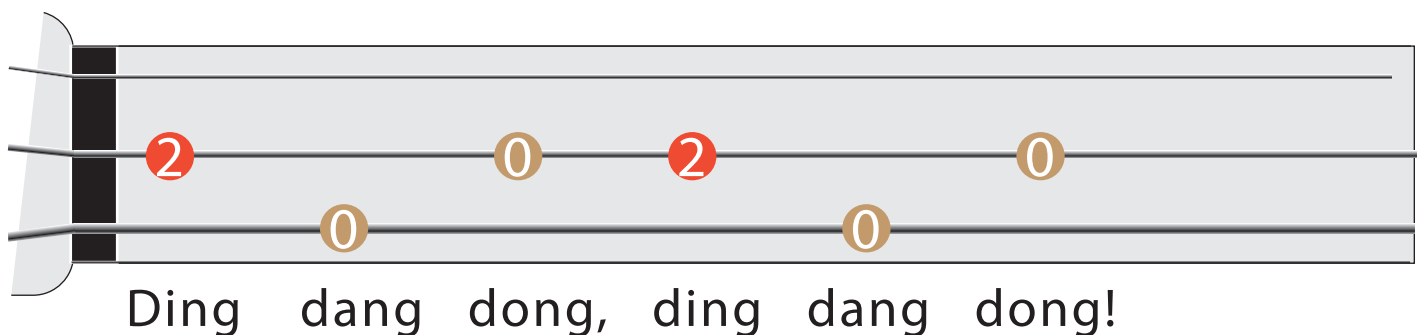
Schläfst du noch? Hörst du nicht die Glocken?

Detailed description: A musical staff with two lines. The notes are represented by circles with numbers inside. The first line has notes 0, 1, 3, 3, 5, 3, 1, 0. The second line has a note 0 at the end. The notes 1, 3, 3, 5, 3, 1 are red, while the others are brown.



Hörst du nicht die Glocken?

Detailed description: A musical staff with two lines. The notes are represented by circles with numbers inside. The first line has notes 3, 5, 3, 1, 0. The second line has a note 0. The notes 3, 5, 3, 1 are red, while the others are brown.




Ding dang dong, ding dang dong!

Detailed description: A musical staff with two lines. The notes are represented by circles with numbers inside. The first line has notes 2, 0, 2, 0. The second line has notes 0, 0. The notes 2, 2 are red, while the others are brown.

Akkord Begleitung

Bruder Jakob

G



Bruder Jakob, Bruder Jakob!
Schläfst Du noch? Schläfst du noch?
Hörst du nicht die Glocken? Hörst du nicht die Glocken?
Ding dang dong, ding dang dong!

Frère Jacques, Frère Jacques
Dormez - vous, dormez - vous?
Sonnez les matines, Sonnez les matines,
Ding ding dong, ding ding dong.

Are you sleeping? Are you sleeping?
Brother John, Brother John!
Morningbells are ringing, Morningbells are ringing,
Ding, ding, dong. Ding, ding, dong.

Melodie o Tannenbaum

O Tannenbaum, o Tannenbaum, wie grün sind

Detailed description: This block shows the first line of the melody. It consists of three staves. The top staff has notes on the G4 line (0), A4 space (0), B4 space (0), C5 line (0), and D5 space (0). The middle staff has notes on the C4 space (0), D4 space (0), E4 space (0), F4 space (2), G4 line (2), and A4 space (2). The bottom staff has a note on the C4 space (0). The lyrics "O Tannenbaum, o Tannenbaum, wie grün sind" are written below the staves.

deine Blätter! Du grünst nicht nur zur Sommerszeit,

Detailed description: This block shows the second line of the melody. It consists of three staves. The top staff has notes on the C4 space (1), D4 space (3), E4 space (3), F4 space (0), G4 line (5), A4 space (3), B4 space (3), C5 line (1), and D5 space (1). The middle staff has notes on the C4 space (2) and D4 space (0). The bottom staff has a note on the C4 space (4). The lyrics "deine Blätter! Du grünst nicht nur zur Sommerszeit," are written below the staves.

nein auch im Winter, wenn es schneit. O Tannenbaum,

Detailed description: This block shows the third line of the melody. It consists of three staves. The top staff has notes on the C4 space (1), D4 space (1), E4 space (3), F4 space (1), G4 line (1), A4 space (0), and B4 space (0). The middle staff has notes on the C4 space (2) and D4 space (0), (0), (0). The bottom staff has a note on the C4 space (0). The lyrics "nein auch im Winter, wenn es schneit. O Tannenbaum," are written below the staves.

o Tannenbaum, wie grün sind deine Blätter!

Detailed description: This block shows the fourth line of the melody. It consists of three staves. The top staff has notes on the C4 space (0), D4 space (0), E4 space (0), F4 space (0), G4 line (0), and A4 space (1). The middle staff has notes on the C4 space (2), D4 space (2), E4 space (2), and F4 space (0). The bottom staff has a note on the C4 space (4). The lyrics "o Tannenbaum, wie grün sind deine Blätter!" are written below the staves.

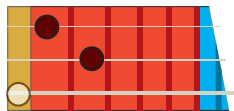
Akkord Begleitung

O Tannenbaum

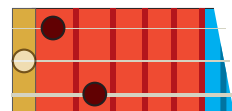
G



D7



C



G O Tannenbaum, o Tannenbaum, wie **D7** grün sind deine **D7 G** Blätter!

G Du grüest nicht **C** nur zur **D7** Sommerszeit,

D7 nein auch im Winter, **G** wenn es schneit.

G O Tannenbaum, o Tannenbaum, wie **D7** grün sind deine **D7 G** Blätter!

G O Tannenbaum, o Tannenbaum, du **D7** kannst mir sehr **D7 G** gefallen!

G Wie oft hat nicht zur Winterzeit, **C D7**

D7 ein Baum von dir mich hoch **G** erfreut.

G O Tannenbaum, o Tannenbaum, du **D7** kannst mir sehr **D7 G** gefallen!

G O Tannenbaum, o Tannenbaum, dein **D7** Kleid will mich was **D7 G** lehren!

G Die Hoffnung und Beständigkeit, **C D7**

D7 gibt **G** Trost und Kraft zu aller Zeit.

G O Tannenbaum, o Tannenbaum, dein **D7** Kleid will mich was **D7 G** lehren!

Melodie Hopp, hopp, hopp

Hopp, hopp, hopp! Pferdchen, lauf Galopp!

Detailed description: A musical staff with three lines. The notes and their fingerings are: G4 (0), A4 (4), B4 (3), C5 (3), B4 (1), A4 (0), G4 (2), F4 (0).

Über Stock und über Steine, aber brich dir

Detailed description: A musical staff with three lines. The notes and their fingerings are: G4 (2), A4 (2), B4 (3), C5 (3), D5 (4), E5 (0), F5 (2), G5 (2), A5 (4), B5 (4), C6 (0).

nicht die Beine! Hopp, hopp, hopp, hopp, hopp!

Detailed description: A musical staff with three lines. The notes and their fingerings are: G4 (3), A4 (3), B4 (4), C5 (0), D5 (0), E5 (2), F5 (0), G5 (1), A5 (3).

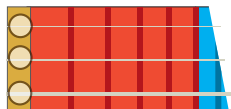
Pferdchen, lauf Galopp!

Detailed description: A musical staff with three lines. The notes and their fingerings are: G4 (3), A4 (1), B4 (0), C5 (2), D5 (0).

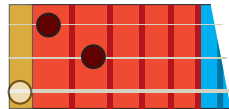
Akkord Begleitung

Hopp, hopp, hopp

G



D7



G **D7** **G**
Hopp, hopp, hopp!
D7 **G**
Pferdchen, lauf Galopp!
G **D7**
Über Stock und über Steine,
G **D7**
aber brich dir nicht die Beine!
G **D7** **G** **D7**
Hopp, hopp, hopp, hopp, hopp!
D7 **G**
Pferdchen, lauf Galopp!

G **D7** **G**
Brr, brr, he!
D7 **G**
Steh doch, Pferdchen, steh!
G **D7**
Sollst schon heut noch weiterspringen,
G **D7**
muss dir nur erst Futter bringen.
G **D7** **G** **D7** **G**
Brr, brr, brr, brr, he!
D7 **G**
Steh doch, Pferdchen, steh!